

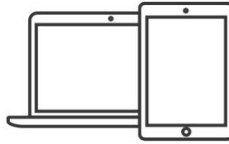
How to Upload Work onto Dojo



How to log on to Dojo Portfolio.

First - you need to log on to Dojo using the QR code (Sent home Friday, Week 8)

1



Download the ClassDojo app, or go to www.classdojo.com from a computer.

2



Enter as a student.

3



Scan the QR code above.

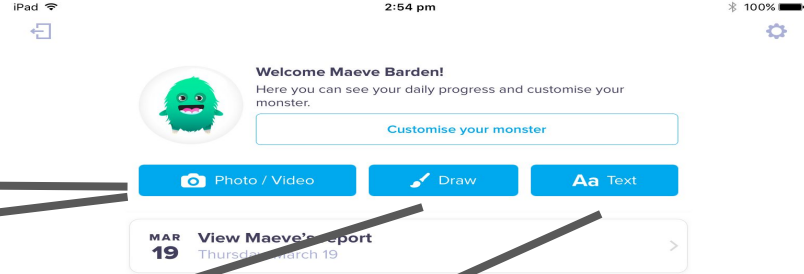
How to upload a piece of work - iPad

You can choose to upload work by uploading a photo

Video

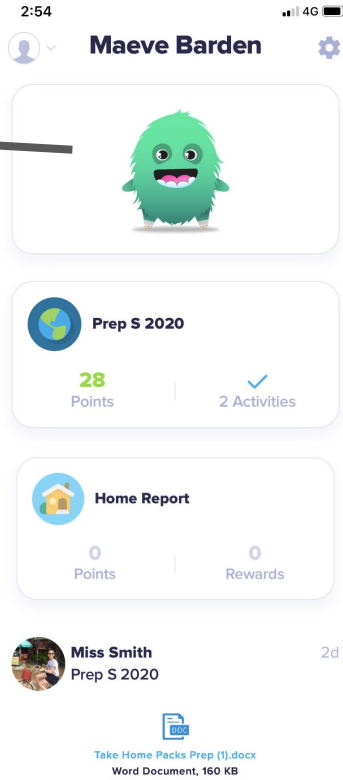
Drawing

Written text

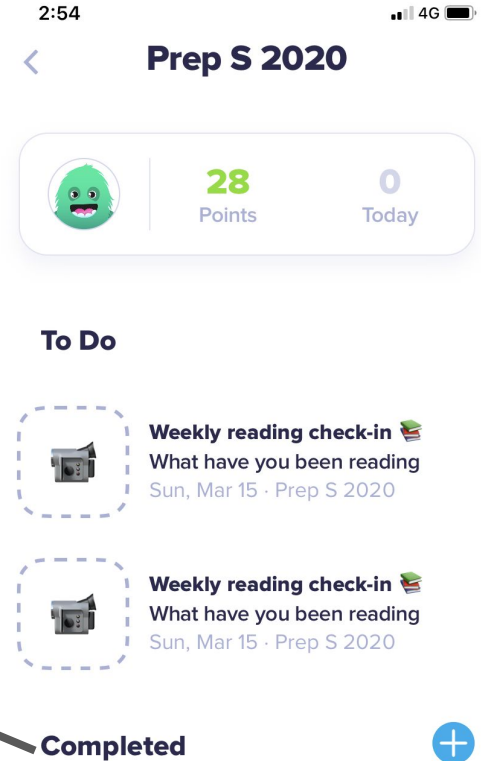


How to upload a piece of work - iPhone

1. Click on the dojo monster



2. Click on Completed

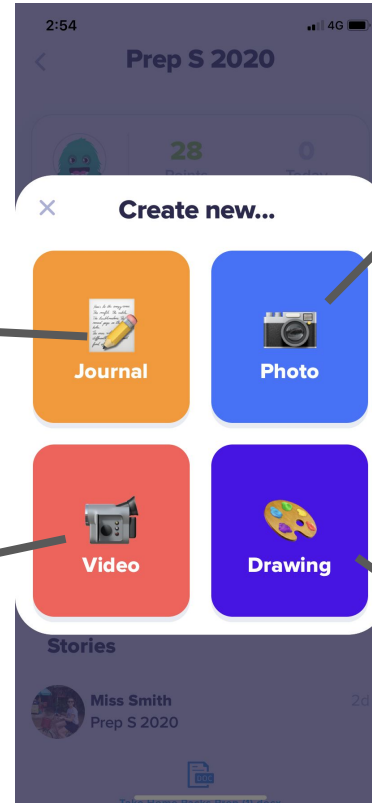


How to upload a piece of work - iPhone

3. You can choose to upload work by uploading a photo

Written Piece

Video



Photos

Drawing